

STAUF

seit 1828



STAUF D 20

Universal dispersion-based adhesive for floor coverings



Technical Datasheet

Product number ✓ 141390

Special features ✓ universal adhesive for floor coverings
✓ long open time
✓ high dimensional stability
✓ high final strength
✓ universally applicable

Suitable for installation of ✓ rubber floor coverings with smooth, polished backing up to thickness of 4 mm
✓ linoleum in sheets/tiles up to thickness of 4 mm
✓ LVT (luxury vinyl tiles)
✓ PVC homogeneous/heterogeneous, with PVC foam backing, quartz-vinyl tiles
✓ CV coverings
✓ tufted carpet, latex-coated, foam or synthetic double backing
✓ tufted carpet with fleece backing
✓ needle punch
✓ Kugelgarn®
✓ natural fibre flooring, coco/sisal latex-coated

Suitable subfloors ✓ calcium sulphate (flow) floors
✓ Raised access floors
✓ STAUF levelling compounds
✓ chipboards (P4 to P7), OSB boards (OSB/2 to OSB/4)
✓ unlaminated gypsum fibre boards
✓ cement floors

Suitable levelling compounds ✓ STAUF XP 20
✓ STAUF GS
✓ STAUF GS-Stand
✓ STAUF GS Basic
✓ STAUF FZ
✓ STAUF XP 10
✓ STAUF RM
✓ STAUF SSP RAPID

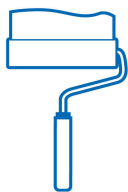
Suitable underlays ✓ on request only

Product properties	<ul style="list-style-type: none"> ✓ aging-resistant ✓ suitable on subfloor heating systems ✓ good wetting properties ✓ very low emission ✓ fast setting period ✓ suitable for castors swivel chairs according to DIN EN 12529
Color	✓ cream
Required quantities per m ²	<ul style="list-style-type: none"> ✓ 300g with STAUF notched trowel no.1 ✓ 375g with STAUF notched trowel no.2
Open time	✓ 5 to 25 minutes at 20 °C
Flash time	✓ 5 - 20 minutes
Accessibility	✓ after approx. 24 hours
Room climate at work site	✓ Minimum 18 °C, maximum 75% rel. humidity, preferably max. 65%
Transport requirements	✓ frost-free
Storage requirements	<ul style="list-style-type: none"> ✓ frost-free ✓ dry ✓ cool
Shelf-life	✓ 9 months
Giscode	✓ D1
Ecode	✓ EC1 plus
Available packaging	✓ 14 kg plastic bucket



EXAMINATION OF SUBFLOOR

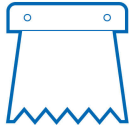
Prior to processing, the subfloor must be checked according to the standard DIN 18365 or corresponding national standards (e.g. BS 5325). The subfloor shall be resistant to pressure and tension, free of cracks, must have sufficient surface strength, be permanently dry, level, clean and free of contaminants that may prevent adhesion, sinter layers etc. In addition, porosity and grip of surface need to be checked. Also check moisture content and absorption of subfloors as well as temperature, air humidity and subfloor temperature.



SUBFLOOR PREPARATION

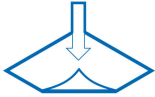
It must be ensured that the subfloor is ready for installation by performing proper subfloor preparation, floors must be clean, have sufficient surface strength, must be level, permanently dry and free of cracks. A mechanical pretreatment of the subfloor (sweeping, vacuuming, mechanical brushing, sanding, milling, shot blasting) must be performed depending on type and condition of subfloor. Cracks and joints, except expansion joints and other construction joints, shall be solidly closed with STAUF repair resin and floor brackets. Cavities and indentations can be filled with a non self-levelling STAUF levelling compound. Before installing floor coverings, the properly prepared sub floors must normally be levelled using the appropriate STAUF levelling compound. Once sub floors have been levelled, do not apply primers.

PROCESSING



Apply adhesives to the sub-floor with a suitable application device, avoid the formation of puddles or adhesive nests. After specified flash-time and after the adhesive film has become transparent, install floor covering during open time and press down or rub down firmly. Make sure backing is completely wetted! Avoid formation of bubbles by rubbing floor covering down, if necessary using a corkboard or roller. Particularly when installing resilient floor coverings with a fleece or similar backing, the flash-off time and open time are reduced. After a rest period of 15-30 minutes, rub or roll floor covering down thoroughly. Rub down raised floor covering edges again within 60 minutes. With regard to installation, always additional observe floor manufacturers instructions. Best for use at 18 - 25 °C, substrate temperature between 15 - 23 °C (with underfloor heating 18 - 22 °C) and relative humidity below 65 %, until the adhesive has set.

ACCESSIBILITY



Load bearing after 24 hours. Fuse joints at the earliest after 48 hours.

LIMITATION OF LIABILITY



The foregoing representations are based on the results of our most current product and material testing and are of a non-obligatory advisory nature only since we have no control over the actual quality of workmanship, materials used and worksite conditions. As such, they do not constitute an express or implied warranty of any kind. The same applies to our commercial and technical consultation services which are provided free-of-charge and without obligation. Therefore, we strongly recommend that prior on-site testing be conducted to observe and study the suitability of the product for the intended purpose. With the release of this technical information, all prior technical information (technical data sheets, installation recommendations and other information regarding similar purposes) becomes invalid.

STAUF KLEBSTOFFWERK GMBH . Oberhausener Str. 1 . 57234 Wilnsdorf . Germany
Fon: +49 (0) 2739 301-0 . Fax: +49 (0) 2739 301-200 . Email: info@stauf.de

04.11.2025 - 10:10:24